



District Report Card: 2017


State: Bihar	District: Nawada
Class: 5	Subject: Language
Schools: 61	Students: 1062


Participation/Coverage


Students

<div>GENDER</div> <div></div>	Boys		Girls	
	Number	%	Number	%
	485	45.67	577	54.33

<div>AREA</div> <div></div>	Rural		Urban	
	Number	%	Number	%
	1045	98.40	17	1.60

<div>CATEGORY</div> <div></div>	SC		ST		OBC		GEN	
	Number	%	Number	%	Number	%	Number	%
	274	25.80	2	0.19	666	62.71	120	11.30

<div>CWSN</div> <div></div>	LD	VI	HI	S&LD	ID	Oth
	5	2	0	2	3	16

<div>Management</div> <div></div>	Government		Government-aided	
	Number	%	Number	%
	1062	100.00	0	0.00

Average Performance of Students in Language (%)

Overall	Gender		Area		Management		Social Group			
	Male	Female	Rural	Urban	Govt.	Aided	SC	ST	OBC	GEN
59.72	59.33	60.06	59.38	80.78	59.72	0.00	54.09	63.33	61.79	61.06

Performance on Learning Outcomes (LOs)

Learning Outcomes	Description	Average Performance(%)
L504	Reads and comprehends independently storybooks, news items/ headlines, advertisements etc.	56.99
L508	Reads text with comprehension, locates details and sequence of events	61.09

Range of Performance of Students who Answered Correctly							
Below 30%		30% - 50%		50% - 75%		Above 75%	
Number	%	Number	%	Number	%	Number	%
116	10.92	241	22.69	448	42.18	257	24.20

Lowest Performing Learning Outcomes (LOs)

- 1 - Reads and comprehends independently storybooks, news items/ headlines, advertisements etc. (56.99)
- 2 - Reads text with comprehension, locates details and sequence of events (61.09)